

# How to take the Information Ethics Test on SUMS e-Learning website

SUMS-CSIRT



国立大学法人

滋賀医科大学

SHIGA UNIVERSITY OF MEDICAL SCIENCE

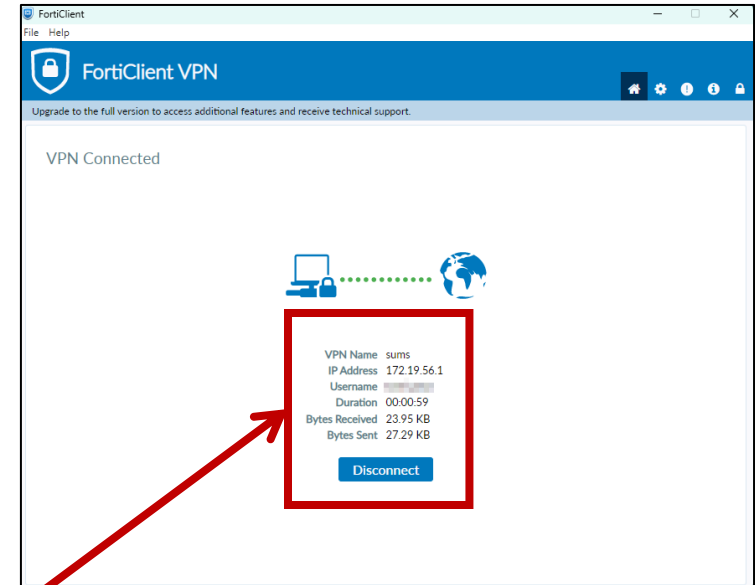
2024.10.29

# Login Information to SUMS e-Learning

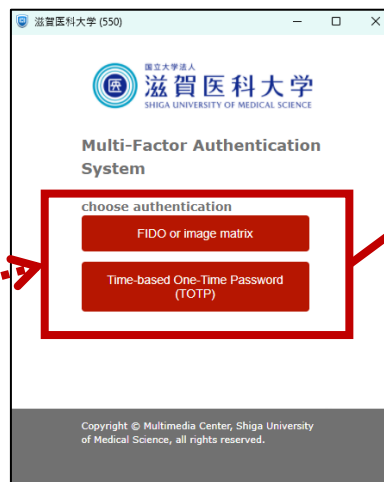
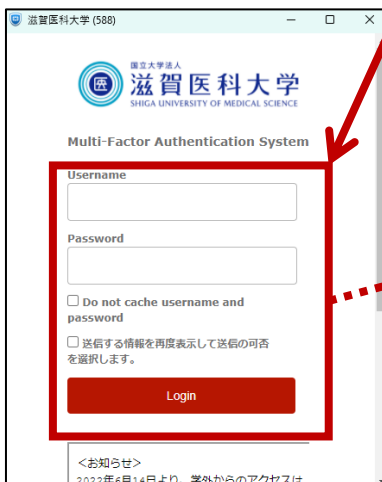
- User ID  
The part before at sign in your SUMS email address
- Password  
The same password as your SUMS email address
- If you want to implement WebCalss from off-campus, you need to set up the multi-factor authentication and VPN service.

# How to access and start the e-Learning.(Off-campus)

- Connect to the VPN service.



After connecting to the VPN service, open the university website directly.

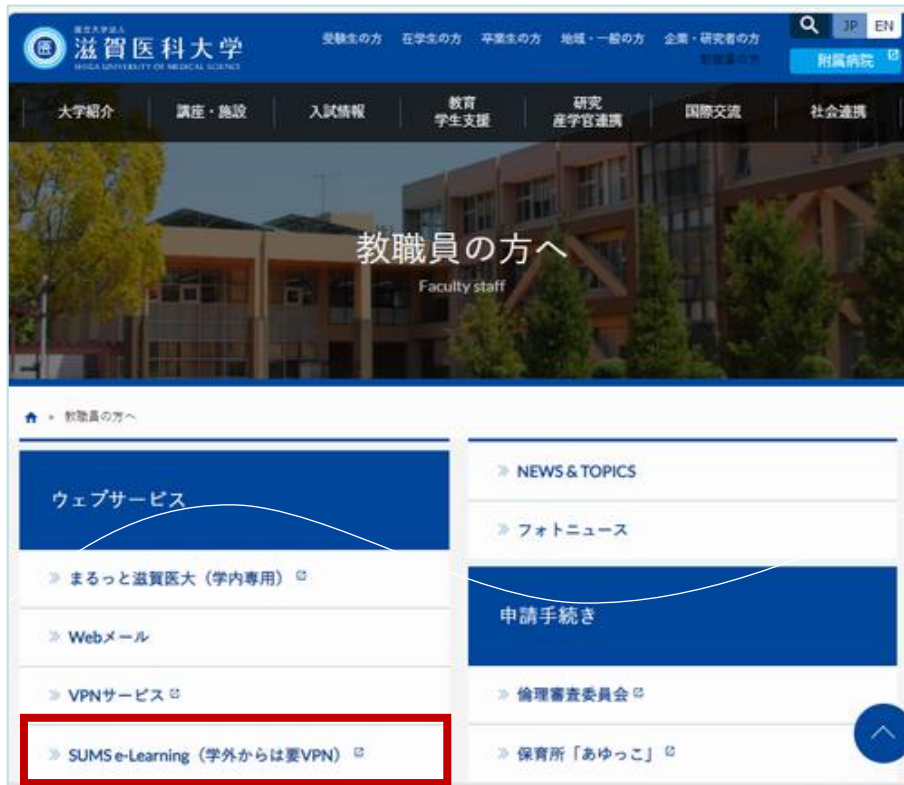


※ Multi-factor authentication must be set up first.

# How to access and start the e-Learning. (On-campus/Off-campus(VPN))

## ● Access “SUMS e-Learning”.

- [教職員の方へ](#) / [在学生の方へ](#) > SUMS e-Learning (<https://latte.shiga-med.ac.jp/>)



# How to access and start the e-Learning.

## ① Log in to "SUMS e-Learning".

- Click on "Webclass Login".

The image shows a screenshot of the WebClass login page. On the left, there is a blue header with the text "WebClass". Below it, a red notice states: "2022年6月14日より、学外からのアクセスは多要素認証が必要となりました。 ※学内からは従来通りの「ID+パスワード」でログイン可能。(2要素目不要) 多要素認証については、[こちら](#)をご参照ください。". A red box highlights the "WebClass Login" button. A red arrow points from this button to the login form on the right. The login form is titled "Multi-Factor Authentication System" and includes fields for "Username" and "Password". Below these fields is a checkbox labeled "Do not cache username and password" and a red "Login" button. The form also features the Shiga University of Medical Science logo and name.

WebClass

2022年6月14日より、学外からのアクセスは多要素認証が必要となりました。  
※学内からは従来通りの「ID+パスワード」でログイン可能。(2要素目不要)  
多要素認証については、[こちら](#)をご参照ください。

WebClass Login

国立大学法人  
滋賀医科大学  
SHIGA UNIVERSITY OF MEDICAL SCIENCE

Multi-Factor Authentication System

Username

Password

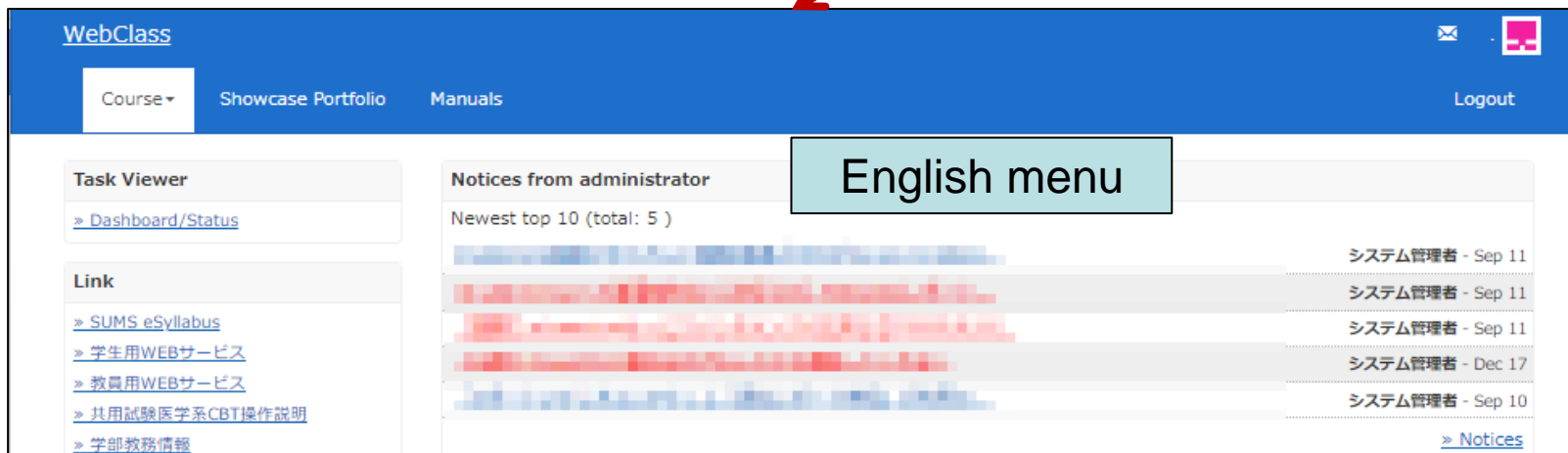
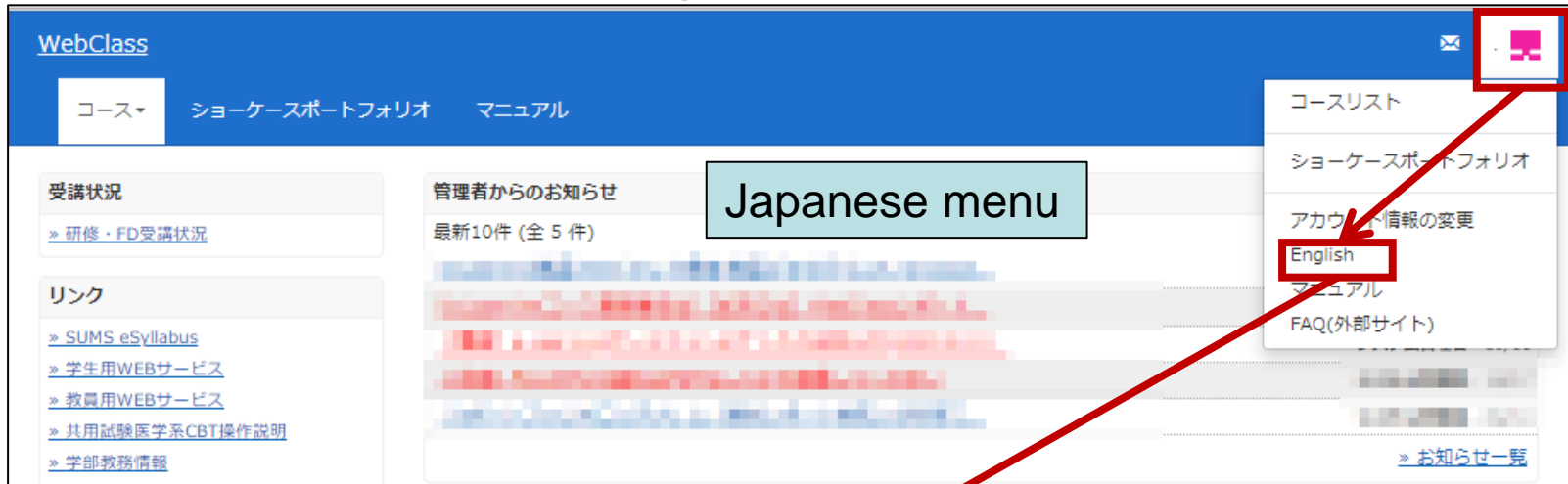
☐ Do not cache username and password

Login

Username: The part of the e-mail address before @.

Password: Password for the University's email

- ② From the initial screen, change the language to English  
Click own ID and select “English”.



③ (Way1) Click the 'Dashboard/Status', then select '情報倫理とセキュリティ2024 (Information Ethics2024)'

The screenshot shows the WebClass interface. In the top navigation bar, the 'Course' menu is highlighted. Below it, the 'Task Viewer' section contains a link to 'Dashboard/Status'. A red arrow points from this link to the 'Score Summary Table' section. In the 'Score Summary Table', there is a dropdown menu showing '20XX' and a 'Search' button. Below this, the '研修・FD' (Training/Field Experience) section is visible, with a list of courses. The course '01\_研修\_大学(附属病院含む)' is selected, and a red box highlights the link '» 情報倫理とセキュリティ20XX (Information Ethics20XX)'.



- ③ (Way2) Click the 'Course', search the course containing 'Ethics2023', then select '情報倫理とセキュリティ2024 (Information Ethics2024)'

**WebClass**

Course ▾ Showcase Portfolio Manuals Logout

**Task Viewer**  
» Dashboard, Status

**Link**  
 » SUMS eSyllabus  
 » 学生用WEBサービス  
 » 教員用WEBサービス  
 » 共用試験医学系CBT操作説明  
 » 学部教務情報  
 » 大学院教務情報  
 » 学年別コースメンバー登録リスト  
 -新規作成時にお使いください- (学内からのみ利用可能)  
 » 先生 (コース管理者) 向け資料 (外部サイト)  
 » Zoomを用いるリアルタイム型 (ライブ配信) の遠隔講義にかかるQ&A  
 » SUMS e-Learning (コース開設など、学内からのみ閲覧可)

**Notices from administrator**  
 Newest top 10 (total: 5 )  
 e-Learning推奨クライアント環境(推奨ブラウザ)について(2023... システム管理者 - Sep 11  
 [e-Learningコース管理者各位]【お知らせ】 WebClassレポート... システム管理者 - Sep 11  
 【重要】e-Learningサービスメンテナンスのお知らせ(2023/9/11) システム管理者 - Sep 11  
 【注意】PowerPoint資料はPDF化してから掲載してください システム管理者 - Dec 17  
 「レポートフォリオコンテンツ」と「類似レポート検知」が利用で... システム管理者 - Sep 10  
 » Notices

**My Courses**

**Semester**  
 20XX ▾ All ▾ Change semester to "2023" and "ALL"  
 Search Ethics20XX Search the word 'ethics2023'  
 Add Course

研修・FD  
 01\_研修\_大学(附属病院含む)  
 » 情報倫理とセキュリティ20XX (Information Ethics20XX) 20XX All --

[Unclassified]  
 » (MMC)動作確認用コース2 2023 All --  
 » テストコース2021 All --



## ④ Click 'Comprehension test & Self-assessment questionnaire'.

 WebClass
 情報倫理とセキュリティ20XX (Information Ethics20XX)
 


[Course Material](#)
[My Reports](#)
[Course scores ▾](#)
[Attendance](#)
[Other tools ▾](#)
[Course ▾](#)
[Logout](#)

### Timeline




» Get more previous record

#### テスト & アンケート / Tests & Questionnaires

[確認テスト&自己点検アンケート / Comprehension test & Self-assessment questionnaire](#)
[Details](#)
[Number of Access 6](#)

Unit:
 [▼ Material](#)

#### 教材(日本語版) / handbook (Japanese ver.)

[インターネットの安全・安心ハンドブック](#)
[Details](#)

Textbook

#### handbook (English ver.) / 教材(英語版)

[Information Security Handbook for Network Beginners](#)
[Details](#)

Textbook

[Top](#)

[テスト & アンケート / Tests & Questionnaires](#)  
[教材\(日本語版\) / handbook \(Japanese ver.\)](#)  
[handbook \(English ver.\) / 教材\(英語版\)](#)

⑤ Click the 'Start' button to begin test.

Material

Quit Unit

Bookmark

> 情報倫理とセキュリティ20XX  
(Information Ethics20XX)

確認テスト&自己点検アンケート /  
Comprehension test & Self-assessment  
questionnaire

is logged in.

確認テスト / Test

[自己点検アンケート / Self-assessment questionnaire](#)

確認テスト / Test

合格点は100点です。  
何度でもやり直します。

This is a comprehension test for information security. The  
passing score is a perfect score. You can redo it as many  
times as you like.

※ Passing Score [100Point]

Start

Bookmark

Quit Unit

## ⑥ Click the 'Check Answer' button to check your scores after answering question.

Material

Grade

> 情報倫理とセキュリティ  
 20XX (Information  
 Ethics20XX)  
 確認テスト&自己点検アンケート / Comprehension test &  
 Self-assessment  
 questionnaire  
 確認テスト / Test

Check Answer

Grade

v Q. 1  
 Q. 2  
 Q. 3  
 Q. 4  
 Q. 5  
 Q. 6  
 Q. 7  
 Q. 8  
 Q. 9  
 Q. 10

問題1

Question 1

1. ☒ はい / True  
 2. ☐ いいえ / False

( 10 )

Check Answer

Grade

Answer explanation

» Show all explanation

- ⑦ Check the 'Answer explanation', click the 'Next page' button, and proceed to the final question.

Material
Grade

> 情報倫理とセキュリティ  
20XX (Information  
Ethics20XX)

確認テスト&自己点検アンケート / Comprehension test & Self-assessment questionnaire

確認テスト / Test

> Q. 1

Q. 2

Q. 3

Q. 4

Q. 5

Q. 6

Q. 7

Q. 8

Q. 9

Q. 10

問題1

The 2020 Cyber Law (Cyberprotection for Fundamental Rights and Privacy Act) is a law that aims to protect the rights and privacy of individuals in the digital age.

Question 1

According to the 2020 Cyber Law, which of the following is not a principle for protecting personal information?

Result Correct

Your answer

1. はい / True

2. いいえ / False

(10)

Next page

Grade

Answer explanation > Show all explanation

Correct Answer :

問題1の解説

2020年サイバーセキュリティ基本法（サイバーセキュリティ基本法）は、デジタル時代の個人の権利とプライバシーを保護することを目的とした法律です。この法律は、個人情報の保護に関する原則を定めています。以下のうち、個人情報の保護に関する原則として誤っているものはどれですか？

1. 個人情報の収集・利用は、その目的が明確であること。

2. 個人情報の収集・利用は、その手段が正当であること。

3. 個人情報の収集・利用は、その量が適量であること。

4. 個人情報の収集・利用は、その方法が安全であること。

- ⑧ Answer the final question, check the 'Answer explanation', then click the 'Grade' button."

Material

Grade

> 情報倫理とセキュリティ  
20XX (Information  
Ethics20XX)

確認テスト&自己点検アンケート / Comprehension test & Self-assessment questionnaire

確認テスト / Test

○ Q. 1

○ Q. 2

○ Q. 3

○ Q. 4

× Q. 5

○ Q. 6

○ Q. 7

○ Q. 8

○ Q. 9

> Q. 10

問題10

Question 10

Result Correct

Your answer

1. はい / True

2. いいえ / False

(10)

[Next page]

Grade

Answer explanation > Show all explanation

Correct Answer : ☐

問題10の解説

- ⑨ When you can not get 100 points, click 'Next Content' on the upper-left corner to return 'comprehension test'.


(Repeat steps after step 5 until you get a perfect score.)

Material **Next Content**

> 情報倫理とセキュリティ20XX (Information Ethics20XX)  
確認テスト&自己点検アンケート / Comprehension test & Self-assessment questionnaire  
確認テスト / Test

. is logged in.

[» Enlarge explanation frame](#)

  
Try harder

» Show bar graph      Average Score [90.00]  
Highest Score [90.00]    Lowest Score [90.00]

Assessment Name	Date	Score	Percentage
確認テスト / Test		90/100	90%

elapsed time : 00:26:37

Category	Score	Percentage
	90/100	90%

Q.	Answer	Result	Score	Descriptions	Category	Comments
1				Check		
2				Check		
3				Check		

⑧ When you get 100 points, click 'Next Content' on the upper-left corner to go to 'Explanation of comprehension test questions'.


Material

Next Content

> 情報倫理とセキュリティ20XX (Information Ethics20XX)  
 確認テスト&自己点検アンケート / Comprehension test & Self-assessment questionnaire  
 確認テスト / Test

. is logged in.

» Enlarge explanation frame

  
 Excellent!!

» Show bar graph

	Average Score [100.00]	Highest Score [100.00]	Lowest Score [100.00]
Assessment Name	Date	Score	Percentage
確認テスト / Test		100/100	100%
elapsed time : 00:26:47			
Category	Score	Percentage	
	100/100	100%	

Q.	Answer	Result	Score	Descriptions	Category	Comments
1				Check		
2				Check		
3				Check		

Result Your answer is Correct

Answer explanation » Show all explanation



⑨ Click the 'Start' button and check the 'Self-assessment questionnaire'.

The screenshot shows a web interface for a self-assessment questionnaire. The sidebar on the left contains the following elements:

- Material
- Quit Unit
- Bookmark
- > 情報倫理とセキュリティ20XX (Information Ethics20XX)
- 確認テスト&自己点検アンケート / Comprehension test & Self-assessment questionnaire
- . is logged in.
- [確認テスト / Test](#)
- 自己点検アンケート / Self-assessment questionnaire

The main content area displays the following information:

自己点検アンケート / Self-assessment questionnaire

情報セキュリティに関する自己点検用のアンケートです。  
何度でもやり直しできます。  
2回目以降は、前回の回答が保持された状態で開始されます。

This is a self-assessment questionnaire for information security. You can redo it as many times as you like. The second and subsequent questionnaires will start with your answers from the previous questionnaire.

▣ This Survey is anonymous.  
Respondents' information will not be recorded.

At the bottom, there are three buttons: **Start** (highlighted with a red box), **Bookmark**, and **Quit Unit**.

⑩ When you have completed the 'Self-assessment questionnaire', click the 'Quit' button.

The screenshot shows a web interface for a self-assessment questionnaire. On the left, a blue sidebar contains the text: **> 情報倫理とセキュリティ 20XX (Information Ethics20XX)**, **確認テスト&自己点検アンケート / Comprehension test & Self-assessment questionnaire**, and **自己点検アンケート / Self-assessment questionnaire**. Below the sidebar, a list of questions is shown, with **> Q. 8** highlighted in yellow. At the top left of the main content area, a 'Material' tab is active, and a 'Quit' button is highlighted with a red rectangle. At the bottom right of the main content area, another 'Quit' button is also highlighted with a red rectangle. Navigation buttons include 'Previous page', '[Next page]', and 'Quit' (in two locations).

⑪ Click the 'Quit' button.

Material **Quit**

> 情報倫理とセキュリティ  
20XX (Information  
Ethics20XX)  
確認テスト&自己点検アンケート / Comprehension test &  
Self-assessment questionnaire  
自己点検アンケート / Self-  
assessment questionnaire

Previous page [Next page] **Quit**

\* Q. 1  
\* Q. 2  
\* Q. 3  
\* Q. 4  
\* Q. 5  
\* Q. 6  
\* Q. 7  
> Q. 8

質問 / Question

Thank you for your cooperation!

Your answers was saved.

**Quit**

⑫ Click the 'End' button to finish the course.

Material **End**

> 情報倫理とセキュリティ20XX  
(Information Ethics20XX)

確認テスト&自己点検アンケート /  
Comprehension test & Self-assessment  
questionnaire

. is logged in.

確認テスト / Test

20--09-27 Passed

自己点検アンケート / Self-assessment questionnaire

20--09-27 Executed

Unit [確認テスト&自己点検アンケート /  
Comprehension test & Self-  
assessment questionnaire] is finished.

Quit

# How to check your grades #1

Click the 'Course scores' button in the course menu, and select 'Summary'.

The screenshot shows the WebClass interface for the course '情報倫理とセキュリティ20XX (Information Ethics20XX)'. The 'Course scores' menu is open, and the 'Summary' option is selected. The 'Summary' page displays the following information:

**Mode**  
Score: Avg. Score, Max Score, Min Score, Sum Score  
Progress: Number of Access, Total Time  
Period: From 20XX/04/01 To 20XX/10/04

**Max Score (Period 20XX/04/01 - 20XX/10/04)**

Material	Score	Course Avg.
確認テスト&自己点検アンケート / Comprehension test & Self-assessment questionnaire		
<a href="#">確認テスト / Test</a>	100	100.0
確認テスト&自己点検アンケート / Comprehension test & Self-assessment questionnaire Sum	100	100.0

When score is 100, the course is completed.

# How to check your grades #2

Click 'Dashboard/Status' from the WebClass top screen

The screenshot shows the WebClass interface. In the 'Task Viewer' section, the link '» Dashboard/Status' is highlighted with a red box. A red arrow points from this link to the 'Score Summary Table' section. The 'Score Summary Table' shows a list of courses, with '01\_研修\_大学(附属病院含む)' selected. Below this, the '情報倫理とセキュリティ20XX (Information Ethics20XX)' course is detailed. A table shows the results for this course, with a 'Max Score' of 100 and a 'Status' of 'Passed'. A dashed orange box highlights the 'Max Score' and 'Status' columns, with a callout stating: 'When score is 100, the course is completed.'

**WebClass**

Course ▾ Showcase Portfolio Manuals

**Task Viewer**

» [Dashboard/Status](#)

**Notices from administrator**

Newest top 10 (total: 5 )

**WebClass**

Course ▾ Showcase Portfolio Manuals Logout

**Score Summary Table**

20XX ✓ ↺

Search

Download CSV

When score is 100, the course is completed.

01\_研修\_大学(附属病院含む)

» [情報倫理とセキュリティ20XX \(Information Ethics20XX\)](#) [Class Info](#)

Material	Time Limit	Date	Max Score	Status
確認テスト / Test		20XX 09-27 16:32	100	Passed
自己点検アンケート / Self-assessment questionnaire		Can't show date of anonymous survey	-	-

# How to re-take the test

- ① From the course, click the 'Comprehension test & Self – assessment questionnaire'
- ② From left side menu, click 'Test',

The screenshot displays the WebClass interface for the course '情報倫理とセキュリティ20XX (Information Ethics20XX)'. The top navigation bar includes 'Course Material', 'My Reports', 'Course scores', 'Attendance', 'Other tools', and 'Course'. The left sidebar shows a 'Timeline' section with a 'Get more previous record' button. The main content area is titled 'テスト & アンケート / Tests & Questionnaires' and features a red-bordered box around the link '確認テスト&自己点検アンケート / Comprehension test & Self-assessment questionnaire' with a 'Details' link and 'Number of Access 15'. Below this, a unit list shows the selected unit '情報倫理とセキュリティ20XX (Information Ethics20XX)' with a red-bordered box around the '確認テスト / Test' link. A red arrow points from the '確認テスト / Test' link in the unit list to the '確認テスト / Test' section on the right. This section displays the test details, including the passing score (100 points) and the instruction that the test can be retaken as many times as desired. The test status is shown as 'Passed' on 10-25.

WebClass  
情報倫理とセキュリティ20XX (Information Ethics20XX)

Course Material My Reports Course scores Attendance Other tools Course

Timeline

Get more previous record

テスト & アンケート / Tests & Questionnaires

確認テスト&自己点検アンケート / Comprehension test & Self-assessment questionnaire Details  
Number of Access 15

Unit

Material Quit Unit Bookmark

> 情報倫理とセキュリティ20XX (Information Ethics20XX)  
確認テスト&自己点検アンケート / Comprehension test & Self-assessment questionnaire  
学生用テストアカウント . is logged in.

確認テスト / Test

自己点検アンケート / Self-assessment questionnaire  
10-25 Executed

確認テスト / Test

合格点は100点です。  
何度でもやり直します。

This is a comprehension test for information security. The passing score is a perfect score. You can redo it as many times as you like.

※ Passing Score [100Point]

Start Bookmark Quit Unit